

## Stacked Metallized PEN Film Chip Capacitor

Type: **ECWU(V16)**

Stacked metallized PEN film dielectric with simple mold-less construction

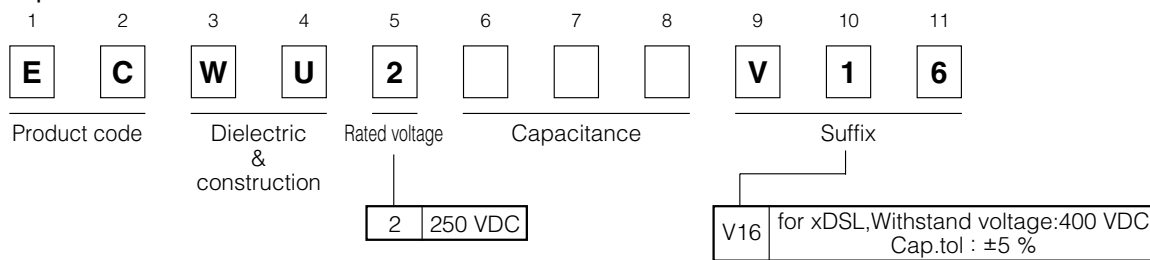
### ■ Features

- Small in size
- For reflow soldering
- RoHS directive compliant

### ■ Recommended Applications

- DC Blocking for xDSL

### ■ Explanation of Part Numbers



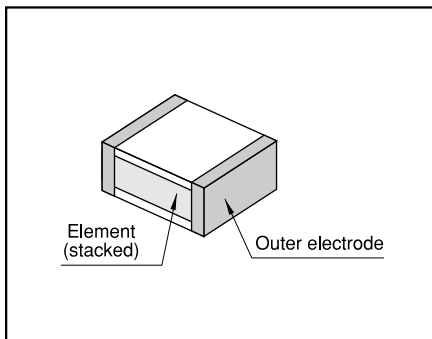
### ■ Specifications

Category temp.range (Including temperature-rise on unit surface)	-55 °C to +85 °C
Rated voltage	250 VDC
Capacitance range	0.0010 μF to 0.12 μF (E12)
Capacitance tolerance	±5 %(J)
Withstand voltage	Between terminals 400 VDC 60 s
Dissipation factor (tanδ)	tanδ ≤ 1.0 % (20 °C, 1 kHz)
Insulation resistance (IR)	IR ≥ 3000 MΩ (20 °C, 100 VDC, 60 s)
Soldering conditions	Reflow soldering : 240 °C max. and 60 sec max. at more than 220 °C (Temp. at cap. surface) (Please consult us for Reflow 250 °C max product.)

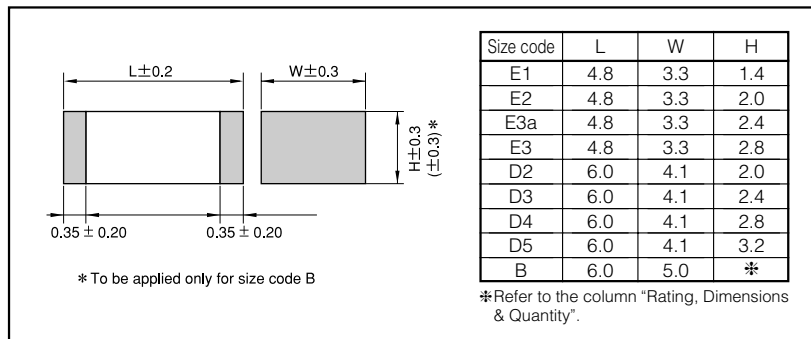
\* Application of this capacitor is limited to DC Blocking for xDSL, such as ADSL.

\* Please consult us for 400 VDC rating product.

### ■ Construction



### ■ Dimensions in mm (not to scale)



### ■ Taping Specification for Automatic Mounting

Refer to the page of taping specifications.

### ■ Rating, Dimensions & Quantity/Reel

● Capacitance tolerance :  $\pm 5\%$  (J)

Cap. ( $\mu\text{F}$ )	Rated volt. 250 VDC					Q'ty
	Part No	Dimensions (mm)			Size code	
		L	W	H		
0.0010	ECWU2102V16	4.8	3.3	1.4	E1	3000
0.0012	ECWU2122V16	4.8	3.3	1.4	E1	
0.0015	ECWU2152V16	4.8	3.3	1.4	E1	
0.0018	ECWU2182V16	4.8	3.3	1.4	E1	
0.0022	ECWU2222V16	4.8	3.3	1.4	E1	
0.0027	ECWU2272V16	4.8	3.3	1.4	E1	
0.0033	ECWU2332V16	4.8	3.3	1.4	E1	
0.0039	ECWU2392V16	4.8	3.3	1.4	E1	
0.0047	ECWU2472V16	4.8	3.3	1.4	E1	
0.0056	ECWU2562V16	4.8	3.3	1.4	E1	
0.0068	ECWU2682V16	4.8	3.3	1.4	E1	
0.0082	ECWU2822V16	4.8	3.3	1.4	E1	
0.010	ECWU2103V16	4.8	3.3	1.4	E1	
0.012	ECWU2123V16	4.8	3.3	1.4	E1	
0.015	ECWU2153V16	4.8	3.3	1.4	E1	
0.018	ECWU2183V16	4.8	3.3	2.0	E2	
0.022	ECWU2223V16	4.8	3.3	2.0	E2	
0.027	ECWU2273V16	4.8	3.3	2.4	E3a	
0.033	ECWU2333V16	4.8	3.3	2.8	E3	
0.039	ECWU2393V16	6.0	4.1	2.0	D2	3000
0.047	ECWU2473V16	6.0	4.1	2.4	D3	2000
0.056	ECWU2563V16	6.0	4.1	2.8	D4	
0.068	ECWU2683V16	6.0	4.1	3.2	D5	1500
0.082	ECWU2823V16	6.0	5.0	3.2	B	
0.10	ECWU2104V16	6.0	5.0	3.8	B	
0.12	ECWU2124V16	6.0	5.0	4.5	B	

### ■ Recommended for Land Dimensions (mm)

Size code	Land dimensions for reflow soldering		
	A	B	C
E1, E2, E3a, E3	2.6	6.6	3.0
D2, D3, D4, D5	3.8	7.8	3.8
B	3.8	7.8	4.6

\* It is not warrantable that you can mount the capacitor without trouble under all the mounting condition when "Recommender for Land dimensions" is adopted.